





## ***Native Lighting Control***

*Control Dimmers, Lamp Dimmers and Switches  
Directly from URC Remote Controls*

URC Lighting Control by Lutron™

*Give Your Clients Control of the Lights  
in the Room They're In...*



*greenbriar*



*bluestone*



*Lighting Control backed by two of the biggest names in the business-Universal Remote Control and Lutron Electronics-both relentlessly committed to quality, reliability, service and support.*

**URC-Lutron Compatible Remotes**

Model	
MX-6000	Yes
MX-3000 Black	Yes
MX-3000	Yes*
MX-980	Yes
MX-950	Yes*
MX-900	Yes*
MX-880	Yes
MX-850	Yes*
MX-810	Yes
MX-650	Yes*
MX-450	Yes
MX-350	Yes*
MX-350N	Yes*
TX-1000	Yes*
KP-900	Yes

Yes=Preprogrammed.  
 \*Some models require Learning.



MX-6000



MX-980



MX-880



MX-810

MX-450

MX-3000B

KP-900

**URC Remotes**  
 control the dimmers &  
 switches directly via RF!

## Add Lighting Control to Every Job...



### Native Control

No interface required when used with URC remotes. URC remotes control the dimmers and switches directly via RF. No additional parts are ever needed.

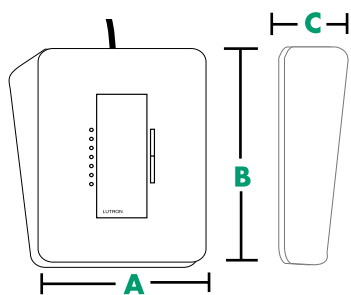
### Easy Operation

Simply press-and-hold to re-program lighting scenes. Homeowners can change the lighting scenes as often as they like—all by themselves. No truck rolls or late-night visits required.

### Scalable Solutions

Flexible entree into installing lighting control. Build a small system, one dimmer at a time. Low cost of entry: one dimmer and one URC remote is a lighting system that can “control the lights in the room you’re in.”

### Dimmer Dimensions




	in	mm
<b>A</b>	2.45	62
<b>B</b>	3.23	82
<b>C</b>	.96	24

*Your client will enjoy all of the benefits of lighting control. Lighting control can help save energy and associated energy costs, improve homeowner security and create comfortable ambiance. Add lighting control to every job.*

*In less time than it takes to speed dial the installer, the homeowner can reset the lighting scenes using a simple press-and-hold operation.*



*snow*



*hot*



## Lighting Control Can Help Conserve Energy – and Save Cash for Your Clients!



Dimming the Lights	Saves Electricity	Bulbs Last on average	10 Year Savings
10%	10%	3 years	\$97
25%	20%	6 years	\$173
60%	50%	10+ years	\$358

Numbers based on (4) 75watt bulbs, operating for 5 hours a day, at 10¢ per kilowatt hour (1500 hour incandescent bulbs at \$1.75 each or many 3000 hour halogen bulbs at \$3.35 each). Designed for 10+ year lifetime.

©2008 Lutron Electronics, used with permission.

### Technical Information

Individual URC RF Dimmers, RF Lamp Dimmers and RF Switches can store up to three (3) "Lighting Addresses." Each address has twelve (12) commands: On; Off; Brighten; Dim; Scenes 1~8.

In a typical installation, addresses might be applied as in one of the following:

With one address stored in all dimmers:

Eight (8) Lighting Scenes involving all RF Dimmers and RF Switches.  
On, Off, Brighten and Dim control ALL the dimmers in the room.

With one address stored in all dimmers and one unique address stored in each dimmer:

Eight (8) Lighting Scenes involving all RF Dimmers and RF Switches.  
All: On, Off, Brighten and Dim.  
Each: On, Off, Brighten and Dim individually.

With two addresses stored in all dimmers and one unique address stored in each dimmer:


Sixteen (16) Lighting Scenes involving all RF Dimmers and RF Switches.  
All: On, Off, Brighten and Dim.  
Each: On, Off, Brighten and Dim individually.

### Ganging and Derating

	Min Load	No fins broken	1 side of fins broken	Both sides of fins broken
Incandescent Dimmer	60W	600W	500W	400W
MLV Dimmer	40W/VA	600VA/ 450W*	500VA/ 400W*	400VA/ 300W*
Wallbox Switch	10W	6A light/ 3A fan**	5A light/ 3A fan**	3.5A light/ 3A fan**
Lamp Dimmer	25W	300W		
Accessory Dimmer		8.3A		
Accessory Switch		8.3A		

\*Note: The maximum lamp wattage is determined by the efficiency of the transformer, with 70–85% as typical. For actual transformer efficiency, contact either the fixture or transformer manufacturer. The total VA rating of the transformer(s) shall not exceed the VA rating of the dimmer.

\*\*Note: When controlling a combined fan and light load, the total cannot exceed 3A.



brown

## *Build a small lighting control system one dimmer at a time...*



Lighting Control uses Wall Dimmers, Lamp Dimmers and Switches-rated for the correct *Load* – to create *Scenes* for different *Activities*.

### **Load**

*The load on the dimmer (or switch) is determined by the total wattage of ALL of the lights controlled by the dimmer, i.e., everything that is on that circuit.*

*The load is calculated by adding together the wattage of each light. Each light's highest allowable wattage ("worse case") light bulb is used for purposes of calculation. For example, even if the client currently has a 60 watt bulb installed, if the fixture is labeled "100 Watts Maximum" they might install a 100 watt bulb. Therefore, you must use 100 Watts as the wattage when calculating the load on the dimmer. (This information is provided for specification purposes only-do not install high voltage wall dimmers or switches unless you are legally and technically qualified to do so.)*

### **Scene**

*A group of Loads controlled altogether and at the same time.*

*A Scene can include a multiple of RF Switches and/or RF Dimmers. Every RF Dimmer in a scene operates at a stored brightness setting. Every RF switch in a scene either turns on or off. Scenes are only directly controlled from the remote. Every RF Dimmer and RF Switch must be in the range of the remote control (but not necessarily line-of-sight).*

### **Activities**


*Things people do-like watching movies or playing video games-that can be made more enjoyable by controlling the lighting within that environment.*

*Different Activities require different lighting Scenes. Loads are turned On or Off depending on the Activity. Lights are dimmed to different levels depending on the Activity. For example, in the Family Room, people might watch TV, read, play video games, entertain guests, an so forth. Other rooms have unique Activities.*




**UNIVERSAL**<sup>®</sup>  
remote control  
Lighting

by **LUTRON**<sup>®</sup>




white light almond black almond brown gray ivory




biscuit bluestone desert stone eggshell goldstone greenbriar hot




limestone merlot midnight



mocha stone palladium plum



sea glass sienna snow



stone taupe terracotta



turquoise stainless steel (wallplates only)

### Style

Contemporary design with LED indicator lights.

### Color

Available in 28 designer colors and finishes.

### Quality

Products feature world famous Lutron technology and design.

**Gloss Finish:** white, light almond, black, almond, brown, gray, ivory

**Satin Finish:** biscuit, bluestone, desert stone, eggshell, goldstone, greenbriar, hot, limestone, merlot, midnight, mocha stone, palladium, plum, sea glass, sienna, snow, stone, taupe, terracotta, turquoise

**Metal Finish:** stainless steel (wallplates only)

**Footnote:** Standard Wall Dimmer and Switch colors are White, Black and Light Almond. Other colors and finishes are special order only and may incur additional cost and longer delivery time. Lamp Dimmers are available in White and Black only. Contact your Sales Representative or Distributor for more details and availability information.

Available exclusively from:

#### Universal Remote Control, Inc.

500 Mamaroneck Avenue, Harrison, NY 10528  
Phone: (914) 835-4484 Fax: (914) 835-4532

[www.universalremote.com](http://www.universalremote.com)